

Statement Showing Shareholding Pattern

Name of the Company : Abhishek Corporation Limited

Scrip Code, Name of the scrip, class of security :

BSE	532831	Quarter Ended :		31.12.2014
NSE	Abhishek			
Partly paid-up Shares:	No. of partly paid-up shares:	As a % of total No. of partly paid-up shares:	As a % of total No. of shares of the company:	
Held by promoter / Promoter group	0	0	0	
Held by public	0	0	0	
Total	0	0	0	
Outstanding convertible securities:	No. of outstanding securities	As a % of total No. of outstanding convertible securities	As a % of total no. of shares of the company, assuming full conversion of the convertible securities	
Held by promoter / Promoter group	0	0	0	
Held by public	0	0	0	
Total	0	0	0	
Warrants:	No. of Warrants	As a % of total no. of warrants	As a % of total no. of shares of the company, assuming full conversion of warrants	
Held by promoter / Promoter group	0	0	0	
Held by public	0	0	0	
Total	0	0	0	
Total paid-up capital of the company, assuming full conversion of warrants and convertible securities				16008462

Category code	Category of Shareholder	Number of Shareholders	Total number of shares	Number of shares held in dematerialized form	Total shareholding as a percentage of total number of shares		Shares Pledged or otherwise encumbered	
					As a percentage of(A+B) ¹	As a percentage of (A+B+C)	Number of shares	As a percentage
(A)	Shareholding of Promoter and Promoter Group²							
1	Indian							
(a)	Individuals/ Hindu Undivided Family	7.00	9,225,416	9,225,416	57.63	57.63	8,164,316	88.50
(b)	Central Government/ State Government(s)	-	-	-	-	-	-	-
(c)	Bodies Corporate	-	-	-	-	-	-	-
(d)	Financial Institutions/ Banks	-	-	-	-	-	-	-
(e)	Any Others(Specify)	-	-	-	-	-	-	-
(e-i)		-	-	-	-	-	-	-
(e-ii)		-	-	-	-	-	-	-
		-	-	-	-	-	-	-
	Sub Total(A)(1)	7.00	9,225,416	9,225,416	57.63	57.63	8,164,316	88.50
2	Foreign							
a	Individuals (Non-Residents Individuals/ Foreign Individuals)	-	-	-	-	-	-	-
b	Bodies Corporate	-	-	-	-	-	-	-
c	Institutions	-	-	-	-	-	-	-
d	Any Others(Specify)	-	-	-	-	-	-	-
d-i		-	-	-	-	-	-	-
d-ii		-	-	-	-	-	-	-
		-	-	-	-	-	-	-
	Sub Total(A)(2)	-	-	-	-	-	-	-
	Total Shareholding of Promoter and Promoter Group (A)= (A)(1)+(A)(2)	7	9,225,416	9,225,416	57.63	57.63	8,164,316	88.50
(B)	Public shareholding							

1	Institutions							
(a)	Mutual Funds/ UTI	-	-	-	-	-	-	-
(b)	Financial Institutions / Banks	-	-	-	-	-	-	-
(c)	Central Government/ State Government(s)	-	-	-	-	-	-	-
(d)	Venture Capital Funds	-	-	-	-	-	-	-
(e)	Insurance Companies	-	-	-	-	-	-	-
(f)	Foreign Institutional Investors	-	-	-	-	-	-	-
(g)	Foreign Venture Capital Investors	-	-	-	-	-	-	-
(h)	Any Other (specify)	-	-	-	-	-	-	-
(h-i)		-	-	-	-	-	-	-
(h-ii)		-	-	-	-	-	-	-
		-	-	-	-	-	-	-
		-	-	-	-	-	-	-
	Sub-Total (B)(1)	-	-	-	-	-	-	-
B 2	Non-Institutions							
(a)	Bodies Corporate	120	1,657,610	1,657,610	10.35	10.35	-	-
(b)	Individuals							
I	Individuals -i. Individual shareholders holding nominal share capital up to Rs 1 lakh	3,883	1,886,978	1,886,929	11.79	11.79	-	-
II	ii. Individual shareholders holding nominal share capital in excess of Rs. 1 lakh.	27	3,204,395	3,204,395	20.02	20.02	-	-
(c)	Qualified Foreign Investor	-	-	-	-	-	-	-
(d)	Any other							
(d-i)	Directors/Relatives	-	-	-	-	-	-	-
(d-ii)	Clearing Member	24	10,838	10,838	0.07	0.07	-	-
(d-iii)	Trust	-	-	-	-	-	-	-
(d-iv)	NRIs	16	16,142	16,142	0.10	0.10	-	-
(d-v)	NRN	3	7,083	7,083	0.04	0.04	-	-
(d-vi)	Foreign Company	-	-	-	-	-	-	-
	Sub-Total (B)(2)	4,073	6,783,046	6,782,997	42.37	42.37	-	-
(B)	Total Public Shareholding (B)= (B)(1)+(B)(2)	4,073	6,783,046	6,782,997	42.37	42.37	-	-
	TOTAL (A)+(B)	4,080	16,008,462	16,008,413	100.00	100.00	8,164,316	51.00
(C)	Shares held by Custodians and against which Depository Receipts have been issued	-	-	-	0.00	0.00	-	-
	GRAND TOTAL (A)+(B)+(C)	4,080	16,008,462	16,008,413	100.00	100.00	8,164,316	51.00



(I)(b) **Statement showing holding of securities (including shares, warrants, convertible securities) of persons belonging to the category "Promoter and Promoter Group"**

Sr. No.	Name of the shareholder	Total shares held		Shares pledged or otherwise encumbered			Details of Warrants		Details of convertible securities		Total shares (including underlying shares assuming full conversion of warrants and convertible securities) as a percentage of diluted share capital
		Number of shares	As a % of grand total (A) +(B) +(C)	Number	As a percentage	As a % of grand total (A)+(B)+(C) of sub-clause (I)(a)	Number of warrants held	As a % total number of warrants of the same class	Number of convertible securities held	As a % total number of convertible securities of the same class	
1	Anasaheb Ramchandra Mohite	4,509,192	28.17	3,852,956	85.45	24.07					24.07
2	Anjali Anasaheb Mohite	2,977,078	18.60	2,728,431	91.65	17.04					17.04
3	Abhishek Anasaheb Mohite	1,727,131	10.79	1,582,929	91.65	9.89					9.89
4	Sanjay Babaso Patil	12,015	0.08								
TOTAL		9,225,416	57.63	8164316	88.50	51.00					51.00




(I)(c)(i) Statement showing holding of securities (including shares, warrants, convertible securities) of persons belonging to the category "Public" and holding more than 1% of the total number of shares

Sr. No.	Name of the shareholder	Number of shares	Shares as a percentage of total number of shares (i.e., Grand Total (A)+(B)+(C) indicated in Statement at para (I)(a) above)	Details of Warrants		Details of convertible securities		Total shares (including underlying shares assuming full conversion of warrants and convertible securities) as a % of diluted share capital
				Number of warrants held	As a % total number of warrants of the same class	Number of convertible securities held	% w.r.t. total number of convertible securities of the same class	
1	Rama Jawahar Swetta	2,000,000	12.49	-	-	-	-	12.49
2	Blue Mark Mercantile Pvt Ltd	1,356,229	8.47	-	-	-	-	8.47
3	Nisha Sumandas Jain	330,254	2.06	-	-	-	-	2.06
TOTAL		3,686,483	23.03	-	-	-	-	23.03




(I)(c)(ii) Statement showing holding of securities (including shares, warrants, convertible securities) of persons belonging to the category "Public" and holding more than 5% of the total number of shares

Sr. No.	Name of the shareholder	Number of shares	Shares as a percentage of total number of shares {i.e., Grand Total (A)+(B)+(C) indicated in Statement at para (I)(a) above}	Details of Warrants		Details of convertible securities		Total shares (including underlying shares assuming full conversion of warrants and convertible securities) as a % of diluted share capital
				Number of warrants held	As a % total number of warrants of the same class	Number of convertible securities held	% w.r.t. total number of convertible securities of the same class	
1	Rama Jawahar Swetta	2,000,000	12.49	-	-	-	-	12.49
2	Blue Mark Mercantile Pvt Ltd	1,356,229	8.47	-	-	-	-	8.47
TOTAL		3,356,229	20.97	-	-	-	-	20.97



(I)(d) Statement showing details of locked-in shares

Sr. No.	Name of the shareholder	Number of locked-in shares	Locked-in shares as a percentage of total number of shares {i.e., Grand Total (A)+(B)+(C) indicated in Statement at para (I)(a) above}
1	NIL	NIL	NIL
2			
3			
4			
5			
TOTAL		-	-




(II)(a) Statement showing details of Depository Receipts (DRs)

Sr. No.	Type of outstanding DR (ADRs, GDRs, SDRs, etc.)	Number of outstanding DRs	Number of shares underlying outstanding DRs	Shares underlying outstanding DRs as a percentage of total number of shares (i.e., Grand Total (A)+(B)+(C) indicated in Statement at para (I)(a) above)
1	Nil	Nil	Nil	Nil
2				
3				
4				
5				
TOTAL				



(ii)(b) Statement showing Holding of Depository Receipts (DRs), where underlying shares are in excess of 1% of the total number of shares

Sr. No.	Name of the DR Holder	Type of outstanding DR (ADRs, GDRs, SDRs, etc.)	Number of shares underlying outstanding DRs	Shares underlying outstanding DRs as a percentage of total number of shares {i.e., Grand Total (A)+(B)+(C) indicated in Statement at para (i)(a) above}
1	Nil	Nil	Nil	Nil
2				
3				
4				
5				
6				
TOTAL				



(III) (a) Statement showing the voting pattern of shareholders, if more than one class of shares/securities is issued by the issuer.

Sr. no. (I)	Category of shareholder (II)	Number of Voting Rights held in each class of securities			Total Voting Rights (III+IV+V) (VI)	Total Voting Rights i.e. (VI)	
		Class X (III)	Class Y (IV)	Class Z (V)		As a percentage (VII)	As a percentage of (A+B+C) (VIII)
(A)	Promoter and Promoter Group²						
	-1 Indian						
(a)	Individuals/Hindu Undivided Family	0	0	0	0	0	0
	Central Government/State Government(s)	0	0	0	0	0	0
(b)	Bodies Corporate	0	0	0	0	0	0
(c)	Financial Institutions/Banks	0	0	0	0	0	0
(d)	Any Other (Total)	0	0	0	0	0	0
	Sub-Total (A)(1)	0	0	0	0	0	0
	-2 Foreign						
(a)	Individuals (Non-Resident Individuals)	0	0	0	0	0	0
(b)	Bodies Corporate	0	0	0	0	0	0
(c)	Institutions	0	0	0	0	0	0
	Qualified Foreign Investor	0	0	0	0	0	0
(e)	Any Other (Total)	0	0	0	0	0	0
	Sub-Total (A)(2)	0	0	0	0	0	0
	Total Shareholding of Promoter and	0	0	0	0	0	0
(B)	Public shareholding						
	-1 Institutions						
(a)	Mutual Funds U.T.I	0	0	0	0	0	0
(b)	Financial Institutions Banks	0	0	0	0	0	0
(c)	Central Government State Government	0	0	0	0	0	0
(d)	Venture Capital Funds	0	0	0	0	0	0
(e)	Insurance Companies	0	0	0	0	0	0
(f)	Foreign Institutional Investors	0	0	0	0	0	0
(g)	Foreign Venture Capital Investors	0	0	0	0	0	0
(h)	Qualified Foreign Investor	0	0	0	0	0	0
(i)	Any Other (Total)	0	0	0	0	0	0
	Sub-Total (B)(1)	0	0	0	0	0	0
	-2 Non-institutions						
(a)	Bodies Corporate	0	0	0	0	0	0
	Individuals - i. Individual Shareholders Holding Nominal Share C	0	0	0	0	0	0
	Individuals - ii. Individual Shareholder	0	0	0	0	0	0
(c)	Qualified Foreign Investor	0	0	0	0	0	0
(d)	Any Other (Total)	0	0	0	0	0	0
	Sub-Total (B)(2)	0	0	0	0	0	0
	Total Public Shareholding (B)= (B)(1)	0	0	0	0	0	0
	TOTAL (A)+(B)	0	0	0	0	0	0
(C)	Shares held by Custodians and against						
C1	Promoter and Promoter Group	0	0	0	0	0	0
C2	Public	0	0	0	0	0	0
	GRAND TOTAL (A)+(B)+(C)	0	0	0	0	0	0

